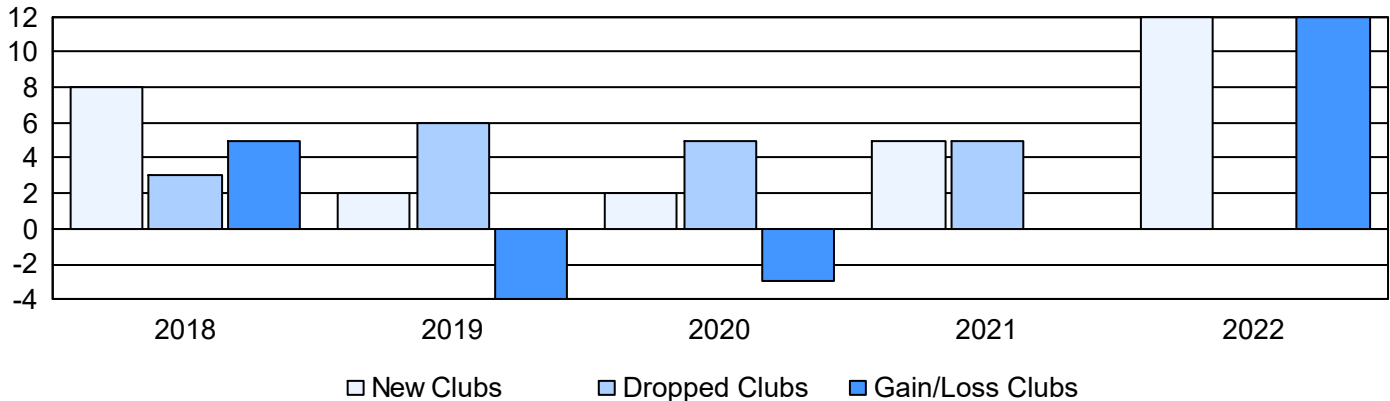
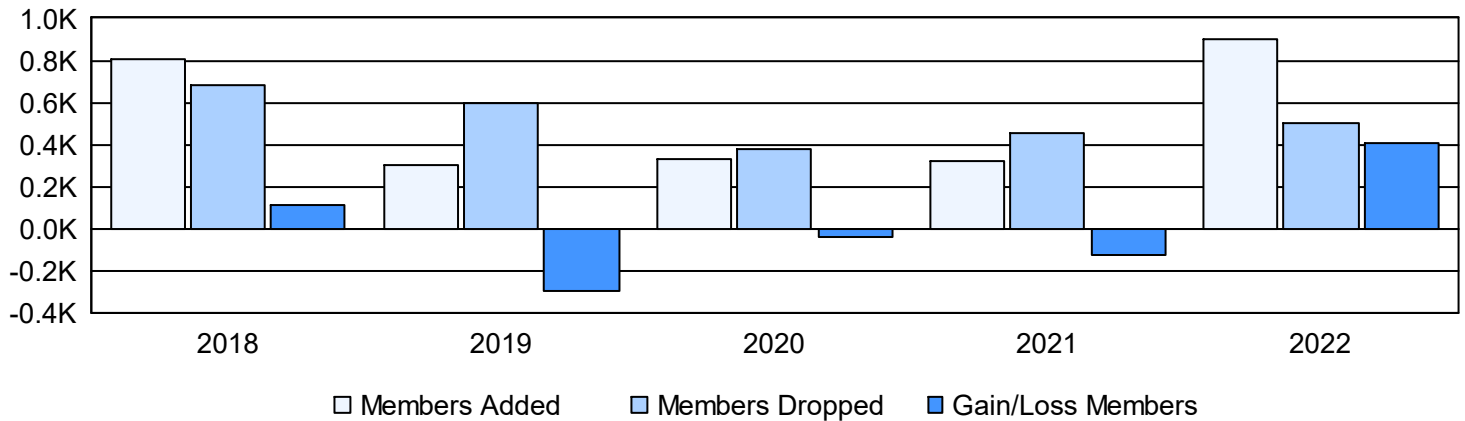


Year	New Clubs	Dropped Clubs	Gain/ Loss Clubs	New Members	Charter Members	Reinstate Members	Transfer Members	Total Member Added	Total Members Dropped	Gain/ Loss Members
2017-2018	8	3	5	395	233	159	15	802	686	116
2018-2019	2	6	-4	121	91	68	19	299	597	-298
2019-2020	2	5	-3	197	79	56	1	333	375	-42
2020-2021	5	5	0	148	138	14	23	323	453	-130
2021-2022	12	0	12	526	346	23	7	902	497	405
Average	6	4	2	277	177	64	13	532	522	10

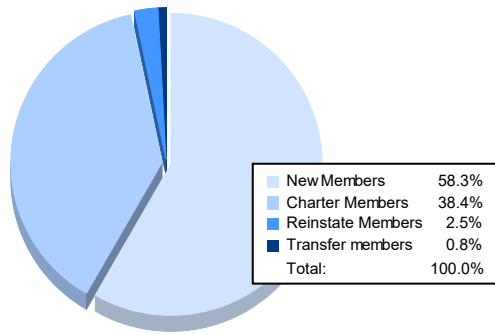
Clubs



Members



Membership Composition June 2022 Cumulative



Gender Composition June 2022 Cumulative

